

Stampin' Up! – Floral Essence Card

Technique – Watercoloring

Intermediate - Advanced

TIME: 20-30 minutes



STAMPS/BUNDLES:

Floral Essence #149450

INKS:

Rococo Rose #150080

Old Olive #147090

Daffodil Delight #147094

Versamark #102283

ACCESSORIES:

Decorative Ribbon Border Punch #143721

Iridescent Sequins #144212

White Stampin Emboss Powder #109132

Aqua Painters #103954

Petal Pink Organdy Striped Ribbon #149441

Liquid Glue #110755

Snail Adhesive #104332

Stampin Dimensionals #104430

CARD STOCK AND DESIGNER PAPER:

Rococo Rose #150882

Watercolor Paper #122959

Perennial Essence DSP #149100

Daffodil Delight #119683

4-1/4 x 11, score and fold at 4-1/4 – card base

3-1/4 x 3/4, sentiment strip

3-1/2 x 4-3/4, art panel

3-1/2 x 4-3/4, matting

3-1/4 x 1, punched border

DIRECTIONS:












1. Cut the card base, which is Rococo Rose card stock 4-1/4 x 11 score and fold at 5-1/2.
2. Cut a 3-1/2" x 4-3/4" watercolor paper and stamped three of the large open design flowers using Stazon ink. Using Aqua Painter colored in my flower with Rococo Rose and the middle of the flowers using Daffodil Delight (NOTE: I pick up the ink directly from the ink pad)
3. Stamp a few of the leaves and color them in with Old Olive ink.
4. Cut a 3-1/2" x 4-3/4" pink/yellow floral panel from the Perennial Essence DSP and adhere the art panel with it in an angle.
5. Cut a 3-14" x 3/4" Rococo Rose panel and white emboss the sentiment on it. Punch a 3-1/4" border using the Decorative Border Punch using Daffodil Delight cardstock and adhere it on the bottom of the sentiment strip.
6. Cut a 12" Petal Pink Organdy Striped Ribbon and tie it in a bow around the art panel and using stampin dimensionals adhere the sentiment strip on top of the ribbon.
7. Using Snail Adhesive, adhere the art panel on the card base and finally add a three Iridescent Sequins on the card.

Happy Stamping!!!



PRODUCTS I USED:

<p>Floral Essence Photopolymer Stamp Set [149450] \$22.00</p>	<p>Decorative Ribbon Border Punch [143721] \$22.00</p>	<p>Perennial Essence Designer Series Paper [149100] \$15.75</p>	<p>Rococo Rose 8-1/2" X 11" Cardstock [150882] \$12.00</p>	<p>Daffodil Delight 8-1/2" X 11" Card Stock [119683] \$11.50</p>

				
<p>Watercolor Paper [122959] \$6.75</p>	<p>Rococo Rose Classic Stampin' Pad [150080] \$10.25</p>	<p>Old Olive Classic Stampin' Pad [147090] \$10.25</p>	<p>Daffodil Delight Classic Stampin' Pad [147094] \$10.25</p>	<p>VersaMark Pad [102283] \$12.25</p>
				
				
<p>Stampin' Dimensionals [104430] \$5.50</p>				

